

**City of Manassas Park
Fire & Rescue Department**



2010 Annual Report

“Our family protecting yours”

Incidents Dispatched

2010 Total Incidents Dispatched: 2,381
 2009 Total Incidents Dispatched: 2,103
 2008 Total Incidents Dispatched: 1,943

2010 Manassas Park Incidents: 1,142
 2009 Manassas Park Incidents: 1,007
 2008 Manassas Park Incidents: 966

2010 Mutual Aid Incidents: 1,239
 2009 Mutual Aid Incidents: 1,096
 2008 Mutual Aid Incidents: 977

2010 Manassas Park Incident Type Summary

Incident Type	Count	Percent of Incidents
Fire	42	3.68%
Overpressure, Explosion, Overheat (No fire)	1	.09%
Rescue & Emergency Medical Services	829	72.59%
Hazardous Condition (No fire)	41	3.59%
Service Call	103	9.02%
Good Intent Call	72	6.30%
False Alarm & False Call	50	4.38%
Severe Weather & Natural Disaster	1	.09%
Special Incident Type	3	.26%
Total	1,142	

Response Times Data-First Due Priority I Calls

911/Dispatch Call Processing Time: 00:01:45 For 90% of first due calls
First Arriving Unit-Turn-Out Time: 00:02:11 For 90% of first due calls
First Arriving Unit-Travel Time: 00:05:06 For 90% of first due calls
First Arriving Unit-Total Response Time: 00:06:33 For 90% of first due calls
First Arriving Unit-Call Rec'd to Arrival: 00:07:37 For 90% of first due calls

Structure Fire Effective Response Force Arrival: 00:14:31

From MP dispatch to arrival of an effective response force for 90% of first due working structure fires

Performance Goal: Respond to 90% of all emergency incidents in the city in 7 minutes or less for the first arriving fire or EMS unit.

Actual Performance: Responded to approximately 92.98% of all emergency calls for service within the city in 7 minutes or less for the first arriving unit.

2010 Mutual Aid to Prince William County Incident Type Summary

Incident Type	Count	Percent of Incidents
Fire	33	3.56%
Overpressure, Explosion, Overheat (No fire)	3	.32%
Rescue & Emergency Medical Services	706	76.16%
Hazardous Condition (No fire)	15	1.62%
Service Call	8	.86%
Good Intent Call	155	16.72%
False Alarm & False Call	6	.65%
Severe Weather & Natural Disaster	0	0%
Special Incident Type	1	.11%
Total	927	

2010 Mutual Aid to City of Manassas Incident Type Summary

Incident Type	Count	Percent of Incidents
Fire	22	7.10%
Overpressure, Explosion, Overheat (No fire)	0	0%
Rescue & Emergency Medical Services	144	46.45%
Hazardous Condition (No fire)	20	6.45%
Service Call	6	1.94%
Good Intent Call	115	37.10%
False Alarm & False Call	3	.97%
Severe Weather & Natural Disaster	0	0%
Special Incident Type	0	0%
Total	310	

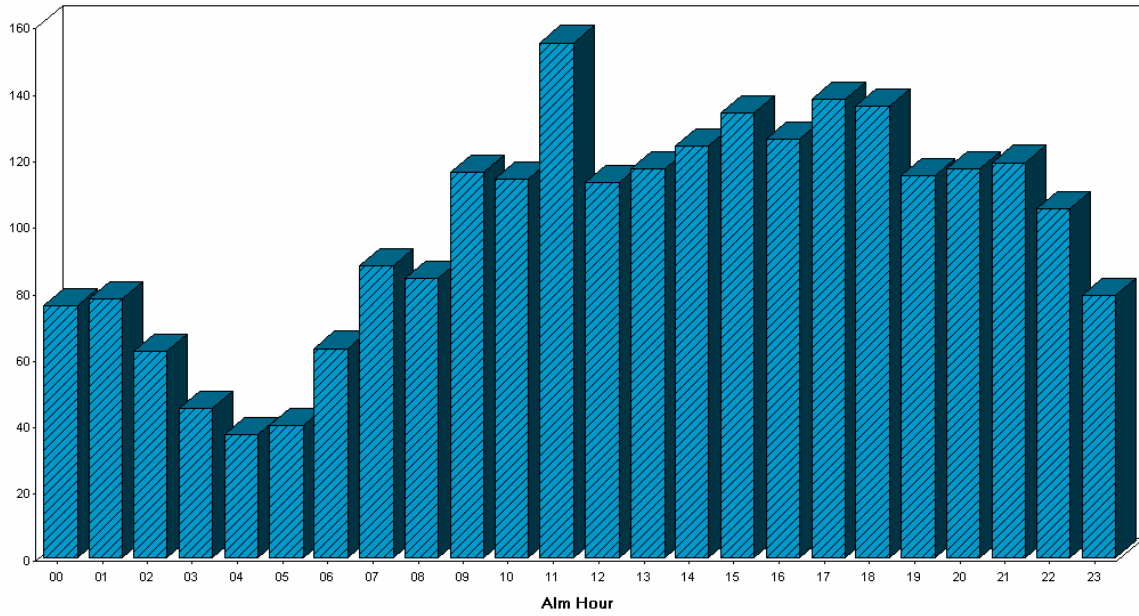
2010 Mutual Aid to Fairfax Co.: Total-2; 1-EMS call & 1-fire station fill-in



April 4, 2010; House Fire Manassas Drive

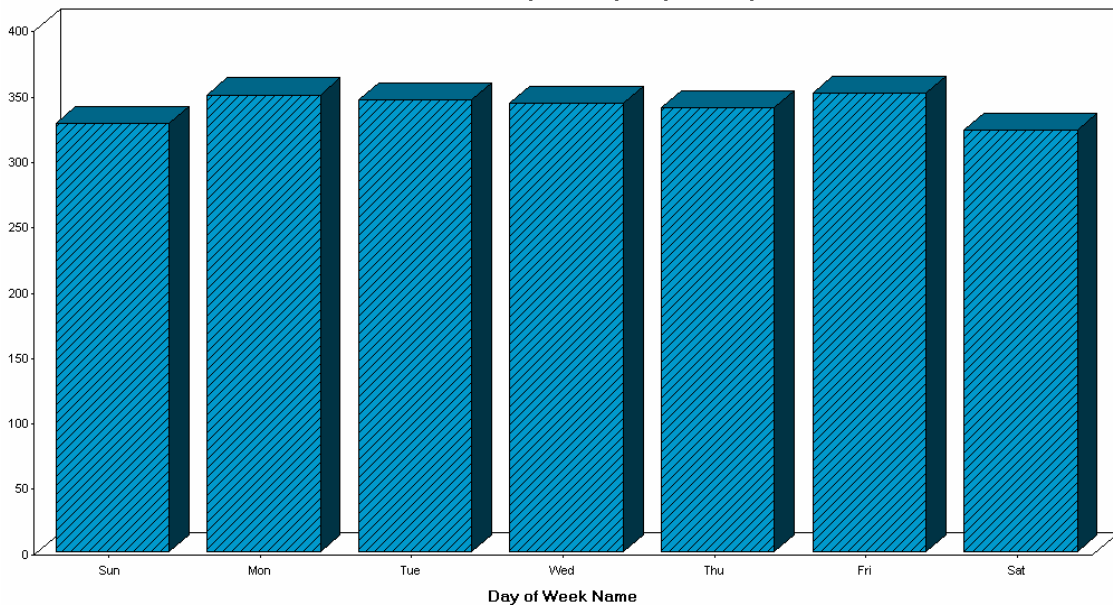
2010 Incidents by Time of Day

Count of Incidents by Alarm Hour
Alarm Date Between {01/01/2010} And {12/31/2010}



2010 Incidents by Day of Week

Incident Responses by Day of Week
Alarm Date Between {01/01/2010} And {12/31/2010}



2010 Manassas Park Property Loss from Fire

Date	Address	Est. Dollar Loss	Type of Fire
02-16	Denver Drive	\$2,500	Vehicle Fire
04-03	Holden Drive	\$6,000	Vehicle Fire
04-03	Manassas Drive	\$40,00	Structure Fire
04-10	Centreville Road	\$500	Electrical Fire- Commercial Bldg.
04-24	White Pine Drive	\$36,000	Apartment Fire
07-10	Kent Drive	\$2,500	Vehicle Fire
07-14	Manassas Dr & Railroad	\$1,000	Vehicle Fire
08-07	Venture Court	\$225,000	3-Dump Trucks on Fire
09-06	Mace Street	\$3,000	Vehicle Fire
09-22	Colfax Drive	\$25,000	Structure Fire
10-27	Becky Court	\$2,000	Outside Equipment-1 minor burn injury
11-13	Madera Court	\$300	Small fire on porch
	Total Est. Loss	\$343,000	

**2009 Fire Loss Total: \$633,000*

**2008 Fire Loss Total: \$615,710*

**2007 Fire Loss Total: \$1,054,650*

2010 Property at risk value: \$6,270,700

2010 Property saved through suppression intervention: \$5,926,900

Total Percent Loss: 5.48% Total Percent Saved: 94.52%

2010 Manassas Park Injury/Fatality from Fire

Date	Address	Injury/Fatality	Type of Fire
10-27	Becky Court	1-Minor injury	Outside equipment fire

Concurrent Calls for Service (2nd calls)-Call Concentration

2010 Total Concurrent Calls in MP:	135
2009 Total Concurrent Calls in MP:	110
2008 Total Concurrent Calls in MP:	105

Reason for Concurrent Calls

Committed to M-Park Prior Call:	62
Committed to PWC M/A Prior Call:	62
Committed to M-City M/A Prior Call:	13
Committed to Fairfax M/A Prior Call:	1

**M/A=Mutual Aid Call*

Concurrent Calls Answered by MPFD 2nd Medic Unit: (Reducing fire unit available staffing to two personnel)	54
Fire Unit Un-staffed to Place 2nd Medic In-service: (Placing fire unit out of service to respond 2 nd medic to reported life-threatening calls)	16
Total Concurrent Calls Answered by MPFD 2nd Medic Unit:	70
No Response by MPFD Medic Unit for medical calls:	40
No Response by MPFD Fire Unit for medical calls:	37
No Response by MPFD Fire Unit for fire related calls:	05
No Response by MPFD EMS Unit for fire related calls:	06

Response Reliability

All MP calls answered by primary units: 88.2%


All MP calls answered with one unit: 94.4%
(At least one MP unit responding-Response with 2nd medic with reduced or no fire staffing remaining or by medic crew staffing 2nd fire unit with reduced staffing)



August 7, 2010; Venture Court-3 Dump Trucks on Fire

Fire Marshal’s Office Performance Data

Year Completed	2008	2009	2010
Fire Code Compliance Inspections Completed	227	216	264
Fire Code Compliance Re-Inspections for Compliance	92	72	96
Violation Notices Issued	14	5	9
Fire Protection System Acceptance Testing	70	56	21
Fire Protection System Acceptance Re-Testing	19	10	2
Building and Site Plans Reviewed for Compliance	56	32	29
Post Fire Investigations	11	15	19
General/Hazard/Other Complaint Investigations	13	13	22
FOIA/Citizen Request	61	36	29
Permits Issued	28	24	22
Knox Box Installations	18	10	1
Spray Booth Inspections	16	14	13
Spray Booth Re-Inspections	3	1	1



April 21, 2010; Mutual Aid Extrication on Centreville Road

Strategic Plan/Annual Performance Goals

1) Strategic Plan/Performance Goal: Respond to 90% of all emergency incidents in the city in 7 minutes or less for the first arriving fire or EMS unit.

Actual Performance: Responded to approximately **92.98%** of all emergency calls for service within the city **in 7 minutes** or less for the first arriving unit.

2) Strategic Plan/Performance Goal: All high-hazard occupancies to be inspected at a minimum annually by the fire marshal or designee.

Actual Performance: 100% Compliance

3) Strategic Plan/Performance Goal: Inspect 50% of all commercial occupancies annually.

Actual Performance: Compliant; **81%** of all commercial occupancies inspected during the 2010 calendar year.

4) Strategic Plan/Performance Goal: Suppression assigned personnel to receive a minimum of 15-hours of fire in-service training monthly to include topics required by state and federal mandates.

Actual Performance: 100% compliance; personnel received a total of 8,031 staff hours of fire and EMS certification and in-service training.

5) Strategic Plan/Performance Goal: Pumps and aerial devices to be inspected and tested annually.

Actual Performance: 100% compliance.

6) Strategic Plan/Performance Goal: All fire hose to be tested annually.

Actual Performance: 100% compliance.

7) Strategic Plan/Performance Goal: All medical certifications to be maintained prior to expiration dates and verified annually by administration.

Actual Performance: 100% compliance.

8) Strategic Plan/Performance Goal: All suppression personnel to be SCBA face piece fit tested annually.

Actual Performance: 100% compliance.

9) Strategic Plan/Performance Goal: All suppression personnel to be medically cleared to wear respirators and to perform firefighting duties.

Actual Performance: 100% compliance.



February 13, 2010; Lambert Drive Motor Vehicle Accident

2010 Other Significant Accomplishments/Events

- Continued managing the EMS Cost Recovery Program; collected **\$304,628** in revenue for CY-10 (FY-10-\$291,212)
- Maintained ISO Fire Suppression Rating of 4
- Participated in ISO Fire Suppression Rating Schedule Beta testing
- Sold surplus Medic Unit for \$18,000
- Sold surplus staff Jeep for \$4,200
- Successfully consolidated Fire & Rescue dispatch with PWC & Manassas
- Hired Firefighter Brade in July; hired Firefighter Wood in September filling existing vacancies
- Participated in UASI grant process with Manassas for interoperability equipment
- EMS Lieutenant position remained frozen throughout the year
- Staff hours completed: 5,456 staff hours performing EMS services; 1,637 hours performing fire related response services; 1,570 hours performing routine apparatus maintenance; 567 hours performing routine station maintenance

2010 Public Relations, Education and Life Safety Activities

Request By	Event	Location	# Contacts	Date
MP Elementary	Public Ed	MPES	10	01/28
Boy Scouts	First Aid Merit Badge	Stonewall Middle Sch.	20	02/27
LIT-Parks & Rec	Station Tour	Fire Station	15	03/06
Cougar Elementary	Career Day	Cougar E.S.	200	04/27
Cougar E.S.	Literacy Run & Fair	Cougar E.S.	200	05/01
MP Elementary	Station Tour	Fire Station	5	05/07
QMT	Company Picnic	Signal Hill park	100	05/22
MP Schools	Family Night	MP Middle School	100	05/26
Private Daycare	Station tour	Fire Station	10	06/16
IBEW	Company Picnic	Signal Hill park		06/19
Parks & Rec	4 th of July Celebration	City Center & Signal Hill park		07/04
Osborn Park H.S. ESL class	Station Tour	Fire Station	30	07/23
MPPD	National Night Out	City Center		08/03
FD	Camp 4-Alarm	Fire Station	15	8/2-6
Citizen request	Birthday party	Signal Hill park	35	08/14
MPHS	Football-EMS standby	MP Football field		09/17
MPHS	Football-EMS	MP Football field		10/01
Cougar Elementary	Public education	Cougar E.S.	250	10/05
ABC Little Learners	Public education	Railroad Bldg	30	10/06
Cougar Elementary	Public education	Cougar E.S.	75	10/08
MPHS	Football-EMS	MP Football field		10/08
FD	Open house	Fire Station	50	10/09
Fairfax Academy	Public education	Manassas Drive	80	10/13
MPHS	Football-EMS	MP Football field		10/29
FD/PD	Trunk or Treat and PD Halloween ride			10/31
MPHS	Football-EMS	MP Football field		11/12
Boy Scouts	Station Tour	Fire Station	16	11/15
FD	Canned Food Drive	City Offices		11/15
FD	Manassas Christmas parade	Manassas		12/04
FD	Toys for Tots	Fire Station		12/1-23
FD	Annual Santa Ride	MP		12/11
Parks & Rec	Lighted Parade	MP		12/11

Other Activities

- Performed 39 child passenger safety seat inspections
- Recognized by the American Red Cross as a 2010 Good Neighbor Award
- Department participated in the National Firefighter Safety Stand-down
- Fire Chief participated in the Congressional Fire Services Caucus event in DC
- In partnership with Parks & Recreation, hosted Camp 4 Alarm for mentoring local youth
- Department members participated in Parks & Rec “Leaders in Training” program
- In collaboration with MP Professional Firefighter’s Local 2757, participated in the Muscular Dystrophy Association’s Fill the Boot Campaign, Labor Day Weekend
- In collaboration with MP Professional Firefighter’s Local 2757, hosted a fill the boot campaign for the American Red Cross Heroes campaign raising \$1,000
- Participated in the IAFC/Energizer Battery “Change your clock, change your smoke detector battery” program in November
- Participated in the Kiwanis Heroes Celebration; Fire/Medic Camille Culbertson honored as our recipient
- Participated in Prince William Chamber of Commerce Valor Awards Committee
- Fire Chief continued serving on the State Fire Chiefs Association Board of Directors
- Fire Chief participated in the 2010 VEMA Conference Planning Committee
- Deputy Chief participated in revising State Fire Training Aerial Operator training program
- Sgt. Jones graduated from the VA Fire Officers Academy in June
- Fire Chief served as a Peer Team review leader for Naval base Rote Fire and Emergency Services in October
- Participated in holiday canned food drive with Prince William Hospital, Santa’s Sleigh donations and Toys for Tots

2010 Emergency Management Program

Significant Events/EOC Activations

- February; Local Emergency Declared; Monitored Snow Event, EOC activated with minimal staff; submitted damage report and request for snow removal and protective actions cost reimbursement
- Worked closely with Finance seeking federal declaration and reimbursements for December 2009 and February 2010 snow events
- August; monitored the threats associated with Hurricane Earl

Exercises

- Two city table top exercises held

Preparatory Activities

- Routinely monitor weather and law enforcement informational services
- Participate in NOVA and COG Emergency Management committees
- Participate in regional emergency planning project
- Worked closely with PW Health District for the Strategic National Stockpile distribution planning
- Participated in EM briefing by SWIFT in Manassas
- Completed NIMS required training and reported DHS NIMS compliance
- Completed and reported annual Local Capabilities Assessment report to VDEM
- Provide representative to NOVA Emergency Response System committee
- Fire Chief attended VDEM Coordinator's Briefing
- Participated in the regional committee for revising the Hazard Mitigation Plan
- Completed the city's Family Assistance Center plan

UASI Grants & Interoperability Projects

- Continued partnership with PWC maintaining WEBEOC capabilities and upgrades
- Continued UASI maintenance funding for subscription services for the EMnet System at the fire station
- Continued UASI maintenance funding for subscription services for the two satellite phones with regional radio talk group capabilities and one-hand held sat phone at PD
- Continued maintenance funding for NCR EOC Video/Audio Conferencing system at the FD and PD EOC room to regional COG VTC net
- Worked extensively with regional group for fiber connectivity through NOVEC for NCRnet; successfully crossed over to Regional fiber system



(Photos by L. Fitzpatrick)

City of Manassas Park Fire & Rescue Department



“Our family protecting yours”